



The Plume

July 2025

THE FEATHER PRINCESSES NEWSLETTER

IN THIS ISSUE

- 2 July Guild Meeting
- 3 July Program
- 4 Membership Update • Sunshine and Shadows • July Calendar
- 5 Healing Heart Blocks • July Birthdays
- 6 Annual Membership Renewal - Let's Elevate Our Craft • July Fat Quarter Exchange
- 7 20th Anniversary No Frills Retreat • Pull Out Your Red and Green Fabrics
- 8 2025 Autumn Splendor Challenge
- 9 July Community Service Project • July Library Update • Combo Club Quilt Group
- 10 Creative Applique Quilt Group • Team Legacy - Baltimore Album Quilt Group
- 11 "Tiara" Special Block • "Christmas Cheer" Special Block
- 12 20th Anniversary Celebration
- 13 "Princess Feather" Quilt Challenge
- 14 A Good Road Trip
- 15 Fast Good Fat Quarter Frenzy Shop Hop • The Last Call
- 16 "Just The Way You Are"

President's Message

by Dorothy Johnson

When the last kernel of butter-drenched popcorn is eaten and the final refreshing sip of sweet lemonade or soda pop is gushed down, the movie (whether on tv or on the big screen) ends, and then comes the credits—listing the name of everyone who made the film possible—who did what—from the writers, to the producers, to the stars, to the sound technicians, musicians, costume designers and more. The name of everyone who contributed and played a part in the production of the film is listed. Credit is given where credit is due, and it acknowledges and praises each person's contribution or responsibility for an action or idea that became reality.

Here in the Feather Princesses, we would be remiss if we do not pause now to acknowledge the phenomenal contributions of our exceptional guild leaders and appliqué stars, to thank them for their outstanding contributions to our guild—not only for this last year, but for the past twenty years. As we end this phenomenal year of appliqué and prepare to celebrate our sensational **20th Anniversary Celebration**, we take this tremendous opportunity to acknowledge and recognize every one who made our guild possible.

- To our amazing co-founder, Princess **Laura Brooker**, we are forever indebted for your superior appliqué skills, strong sense of commitment, loyalty, and profound leadership to our guild, diligently serving as our first *President* and setting the tone for a fun, healthy, and positive environment and instilling success and excellence in our appliqué and quilting.
- To our elite leaders—the dedicated officers, devoted committee chairs, talented specialty appliqué quilt group leaders, and gifted quilt circle leaders, we say "Thank You." We are extremely grateful for your deep commitment to our guild's mission of mastering appliqué and we sincerely appreciate your unwavering enthusiasm, loyalty, and willingness to invest your valuable time and energy, ensuring our phenomenal success.
- To our remarkable members, for your strong sense of commitment, patience to see things through—putting in that extra effort and exceeding our wildest expectations and dreams, not only to learn to create appliqué, but to master it, and to operate in excellence.

(continued on page 3)

July Guild Meeting

By Dorothy Johnson

Haul in the holly because "Christmas in July" is here! With joyful spirits and songs of merriment in our hearts, we are ready to celebrate! So, join us at Springhill Suites for our exciting July Guild Meeting/Christmas in July Celebration. Come and enjoy the cherished Christmas festivities and sweet traditions, and revel in precious Feather Princesses fellowship! Thoroughly enjoy our gathering of gifted and talented Feather Princesses members and quilting friends, as we celebrate the glorious Holiday Season in July.

When you arrive, please be sure to:

- See our *Membership Chairs*, Princesses **Betty Jo Lecaroz** and **B. J. Weber**, to:
 - Sign in at our Welcome Table.
 - Renew your FP 2025–26 Membership.
- See our *Community Service Project Chair*, Princess **Mary Moody**, to drop off your non-perishable food items for our **Community Service Project**.
- Place the quilting supplies that you no longer want on the FREE table, to share with other Princesses who might need or want them.
- Place the delicious Holiday treats you brought to share on the Hospitality counter.
- Mingle, greet our guests and visiting friends, and then introduce yourself to a Feather Princesses member you do not already know.

As you make your way around the meeting room, be sure to see our:

- Fat Quarter Exchange Chair, Princess **Linda Woytisek**, to turn in your "Summer Fruits" and "Red and Green" fat quarters.
- Guild Photographer, Princess **Beverly Abenante**, to:
 - Sign in and photograph the quilts you will present during Show N Tell.
 - Take an updated photo to include in our upcoming *Feather Princesses 2025 – 2026 Membership Directory*.
- *Healing Hearts Chair*, Princess **Shirley Kasprzyk**, to turn in your **Healing Heart** blocks.
- *Newsletter Chair*, Princess **Michelle Barry**, to place an ad in our newsletter, *The Plume*.
- *Librarian*, **Mary Ann Vathy**, to browse, and return and check-out library books.
- *Special Block Chairs*:
 - Princess **Maria Nunez**, to turn in your completed "Christmas Cheer" Special Blocks.



Wednesday, July 9, 2025
 Springhill Suites Marriott Tampa
 Suncoast Parkway
 16615 Crosspointe Run
 Land O' Lakes, Florida 34638

- Doors Open at 9 a.m.
- Happy Hour begins at 9 a.m.
- Guild Meeting starts at 11 a.m.

- Princess **Vici Miller**, to turn in your completed "Tiara" Special Blocks and/or to purchase a kit, if you desire.
- *Sunshine/Birthday Volunteer*, Princess **Cathy Kessler**, to sign up for the July birthday drawing.

Also:

- At 9 a.m. during Happy Hour sit, stitch, learn, and have fun with your talented Feather Princesses friends, as you stitch your stunning appliqué quilt projects.
- From 10 a.m. – 10:55 a.m., we will look at a PowerPoint presentation consisting of pictures of the quilts displayed at the recently held AQS 2025 Quilt Show.
- At 11 a.m., our guild meeting will begin with a brief presentation of business, committee reports, and the July program. For the program, yours truly, Princess **Dorothy Johnson**, will continue focusing on the topic we started last month, "Stained Glass Appliqué Quilts." During the informative presentation, we'll concentrate on the methods used to stitch and create beautiful stained glass appliqué quilts, the colors most used, and the types of fabrics most appropriate for creating stained glass appliqué quilts.
- During the lunch break:
 - Enjoy the yummy Holiday refreshments shared by our lovely Princesses.
 - See Princess **Vici Miller** to purchase a kit for the "Tiara" Special Blocks.
 - Get a good look at the Christmas quilts and wallhangings, and then vote for your favorite.
 - See our *Treasurer*, Princess **Michelle Barry**, to:
 - Make payments to attend our 2025 Lake Yale Retreat.
 - Make a payment to participate in our 20th Anniversary Celebration Luncheon.

(continued on page 3)

(President's Message - continued from page 1)

Lastly, we express our sincere, genuine, and heartfelt admiration and appreciation to our lovely and devoted member, Princess **Meredith Wilmath**. Our dear **Meredith** who just celebrated a very special birthday is not only our oldest guild member, she is one of our charter members as well and she has been here with us in the Feather Princesses since "Day 1." Having served in many positions during our guild's early years, **Meredith** was an invaluable mentor to **Laura** and **me**; and 20 years later, she is still inspiring us, advising us along the way and creating stunning appliqué quilts! Thank you, **Meredith**!

With the complexity of life and of the world these days, it really does "take a village" to accomplish our goals and dreams. No one can "do it" alone. So, Feather Princesses, we wholehearted appreciate and thank you for joining us, hanging in there with us, and for making this past year (and the last twenty years) a phenomenal success!

CONGRATULATIONS, Princesses! We'll see you this coming Wednesday at our exciting **July Guild Meeting/Christmas in July Celebration**!

(July Guild Meeting - continued from page 2)

- During Show N Tell, enjoy the amazing and astonishing Show Offs, and be inspired with the very stunning appliqué quilts and wallhangings made by our talented Princesses.
- Then be sure to enjoy the exciting:
 - Presentation of the winning Christmas quilt and wallhanging that received the most votes.
 - July birthday and door prize drawings, as your name just might get drawn and you will be a winner.

Christmas really is the most wonderful time of the year—so wonderful that we Feather Princesses are celebrating it in July. So, to experience the warmth and cheer of the Holidays season during the Summer, be sure to attend our awesome **July Guild Meeting/Christmas in July Celebration**! Come and enjoy the festive Holiday decorations, delicious edible treats, prizes, and surprises with us!

July Program

by Dorothy Johnson

Because of inclement weather conditions last month during our June guild meeting, we cut our program short. So at our exciting July Guild Meeting we will pick up where we left off and continue our discussion and study of Stained Glass Appliqué Quilts.

Stained glass quilts are pictorial quilts made to imitate the effect of a stained glass window. Stained glass quilts can be pieced, though they are most commonly done in appliqué. When pieced, thin strips of (usually black) fabrics are stitched to imitate the metal leading that separates the pieces of glass in a stained window. Stained glass quilts made in appliqué are usually created on any color background fabrics, with strips of black stitched between the appliqué pieces. And the pattern design can be as simple or as intricate as you like.

During this program, we will take a look at different stained glass appliqué quilts, focus on the steps to create them, and review a list of the necessary supplies. And after the discussion, we will actually demo the techniques involved including transferring the pattern to the background, cutting out the individual pattern and fabric pieces, placing them to the background fabric and then stitching them, using the "leading" fabric (bias tape).

So that you can participate in this demo, please bring the following quilting supplies to the meeting:

- Your favorite appliqué needles
- Pins
- Neutral colored appliqué thread
- Scissors
- Glue
- Felt covered board/work surface

We will gladly provide the fabrics, pattern, and bias tape for you.

This program will be inspirational and fun; and we hope you will join us as we explore the creation of traditional stained glass appliqué quilts. Once you try this technique, we're sure you will like it.

Membership Update

by Betty Jo Lecaroz and B. J. Weber

Despite the inclement weather conditions last month, we had an awesome June guild meeting—making plans for our exciting *20th Anniversary No Frills Retreat and Celebration Luncheon*, enjoying the fun-filled Fat Quarter Exchange, and then beginning our study of Stained Glass Appliqué quilts. We also had a delightful time of fabulous fellowship, along with an inspirational and sensational show of appliqué quilts.

The happiest part of the meeting though was the introduction of our newest member, Princess **Amanda Astin**. **Amanda** comes to our guild with a wealth of quilting experience and knowledge, and she is ready to thread her needle and appliqué. So lovely Feather Princesses, let's save a special seat at the table just for her!

We are tickled pink and pleased as punch to welcome **Amanda** and we look forward to many fun times stitching with her.

Amanda, welcome to the Feather Princesses!

Sunshine and Shadows

by Ritu Haldar

Happy July Dear Feather Princesses!



July has arrived in all of its glory, bringing high temperatures and Summer rituals of BBQs and special Summer activities! I hope you are staying hydrated, enjoying your families and friends and delighting in those lovely Summer afternoons. You know, the ones where you stay inside, sit in your favorite chair, and appliqué. I hope you are surrounded by the things you treasure, memories you love, and friendships you adore! Our friends and families keep us going for sure. Take good care and please know we are thinking of you all!

We're sending healing hugs to our precious Princesses who need a little extra love! We'll see you at our exciting July Guild Meeting!

- Dee Anderson
- Michelle Barry
- Karen Conter
- Trudy Flynn
- Ritu Haldar
- Nancy Hale
- Annette Kocsis
- Betty Jo Lecaroz
- Mary Moody
- Elaine Randall
- Joanne Rodriguez
- Chris Sudberry
- Pat Yucatonis

July Calendar

Wednesday, July 2
Scrap Appliqué Quilt
Group Meeting

Wednesday, July 9
FP July Guild Meeting/
Christmas In
July

Tuesday, July 15
Sew Happy Sit & Stitch
in Pasco Quilt Circle

Wednesday, July 16
Team Legacy - Baltimore Album
Quilt Group Meeting

Monday, July 21
Creative Appliqué Quilt
Group Meeting

Tuesday, July 22
Tuesday Sit & Stitch Quilt Circle

Wednesday, July 23
Combo Club Quilt Group Meeting

Thursday, July 24
Plum Creek Quilt Circle

Friday, July 25
Wooly Chicks Quilt Circle

Information Now Located on: www.featherprincesses.org

Click on the links below to access the following information:

- [Previous Month's Meeting Minutes](#)
- [Healing Heart Blocks Guidelines](#)
- [Fat Quarter Exchange Guidelines](#)

NOTE: The password for the Members Only section is located on the bottom of page 1 in the 2024-25 FP Membership Directory.

Healing Heart Blocks

by Shirley Kasprzyk

(Excerpts taken from <https://www.google.com/search> and <https://newsroom.aaa.com/2025/06/july4forecast/>)



This weekend as we Americans celebrate Independence Day throughout our land, the 4th of July travel is expected to be the busiest it has been in 15 years. Record July 4th travel is expected and predicted as Americans hit the roads and the skies.

Summertime is one of the busiest travel seasons of the year, and July 4th is one of the most popular times to get away. AAA projects 72.2 million people will travel at least 50 miles or more from home over the Independence Day holiday period from Saturday, June 28 to Sunday, July 6. This year's domestic travel forecast is an increase of 1.7 million travelers compared to last year and 7 million more than in 2019. AAA's Independence Day forecast includes two weekends instead of one to better reflect the flow of holiday travelers.

It's a busy travel season for sure. So, as you travel and go on vacations this Summer, whether by road or sky, be sure to carry all of the necessary items along with you. And be sure to carry along a small appliqué project to stitch, just in case you find yourself with a little "free" time. Take along some red, white, blue, pastel, and burgundy fabrics, and a heart pattern, just in case the opportunity arises for you to stitch and make some progress on your adorable **Healing Heart** blocks. Our lovely **Healing Heart** Block recipients will be thrilled to receive your blocks when you return.

Here in the Feather Princesses, we lift the spirits of our lovely Princesses, as they face challenging and difficult times. We appliqué stunning **Healing Heart** blocks for the lovely recipients on our **Healing Hearts** list; and we give the lovely blocks to express our concern and support, and to honor these lovely ladies in our guild who experienced a life-threatening illness or the loss of a spouse or child. We convey our endearing love through our appliqué.

Princesses currently receiving the **Healing Heart** blocks:

- **Barbara Belcher** likes red, white, and blue
- **Jeanne Casiglia** likes pastels
- **Mary Moody** likes blue and red
- **Laura O'Connor** likes burgundy

If you have **Healing Heart** blocks you recently completed, please bring them to our July 9 guild meeting and turn them in to me, Princess **Shirley Kasprzyk**; and I will give them to the recipients.

Feather Princesses, your outpouring of love is phenomenal; and we sincerely thank you.

July Birthdays

by Ritu Haldar

Hello Gorgeous Feather Princesses!

Happy July Dear Princesses! It's time for happy mid-Summer festivities—BBQs, cold and delicious glasses of sweet tea, and a new appliqué pattern to enjoy! In fact, our wonderful guild has some awesome library books available to YOU, our talented members. If you are like me, I love to revisit my favorite pattern and fall in love with it all over again. I change my color palette or choose some scrumptious hand-dyed fabrics! Hope this sparks your creativity. Sometimes when I am anxious and excited to complete a quilt project and get it done, I choose machine appliqué. But then at other times, I do needle turn appliqué. Either way, I celebrate my favorite pattern many times over.

I hope your July birthday festivities are the same! Special Princesses, may you have splendid celebrations with your lovely friends and family—over and over again! Here's to you on your birthday! Cheers!

We send loving and Happy Birthday wishes to these beautiful Princesses:

Jackie Tarr - 7/08

Chris Sudberry - 7/18



Annual Membership Renewal - Let's Elevate Our Craft

by Dorothy Johnson

Talk about "moving on up," there's still so much appliqué and uncharted quilting territory for us to uncover and dive into. There's room for us to move up, learn and do, as we have not yet even scratched the appliqué surface. So, if you would like to elevate our craft and continue this amazing and exciting appliqué expedition with us, we welcome you to renew your Feather Princesses membership and revel in the excitement of each and every awesome guild activity and event taking place over the next year. We're eagerly looking forward to more exceptional guild meetings, fun-filled quilt circles, remarkable specialty appliqué quilt group meetings, inspirational classes and workshops, exciting road trips, and more!



If you would like to be a part of this exciting appliqué adventure, be sure to renew your Feather Princesses 2025-2026 membership, now through August 13, at the

same bargain price of \$50 for this new year. (And of course, we are honored to offer free membership to our precious Lifetime members—90 years and older.) Our lovely *Membership Chairs*, Princesses **Betty Jo Lecaroz** and **B. J. Weber**, will gladly accept your membership dues payments at our July 9 guild meeting. So, be sure to bring your debit/credit cards, cash, and/or checks (made payable to the Feather Princesses); and if you write a check, please write "Membership Dues" on the Memo line of the check.

If you would like to renew your membership but you are unable to attend our July and August guild meetings, you may mail your payment (check only, please) to our lovely Treasurer:

Michelle Barry
1813 Staysail Drive
Valrico, Florida 33594

Another exciting year of fabulous appliqué awaits us at our illustrious Feather Princesses Appliqué Guild! Get ready, come, and be inspired with total appliqué education, excitement, friendship, and fun! And remember that you must **renew your membership dues by our August 13 guild meeting**, to be included in our new *Feather Princesses 2025 - 2026 Membership Directory*.

July Fat Quarter Exchange

by Linda Woytisek

(Excerpts taken from <https://www.google.com/search?> and https://en.wikipedia.org/wiki/Fruit_salad)

Party over here! Party over here! The guests have been invited, the menu is set, the Summer festivities are about to begin, and the Princesses are ready to play! **Dorothy** will bring the finger licking barbeque, **Ritu** will bring the simmering baked beans, **Michelle** will bring the tasty dessert, and I will bring jugs of refreshing iced tea and other cool drinks. But, what about the salad? Who will bring the delicious fruit salad? The answer to that is very easy—YOU will bring the fresh fruit salad, lovely Feather Princesses. You will mix the pineapple, kiwi, bananas, oranges, grapes, and berries in a sweet citrusy sauce for a colorful Summer side dish. And if you want to throw in tasty chunks of watermelon, mango, cantaloupe, peaches, pears, plums, or apples that will be okay, too! Yum, yum, yum!

Fruit salad is a dish consisting of various kinds of fruit, sometimes served in a liquid, either their juices or a syrup. In different forms, fruit salad can be served as an appetizer or a side as a salad. A fruit salad is sometimes known as a fruit cocktail or a fruit cup. And a plethora of

easy-to-make recipes for mouth-watering fresh fruit salad are located on the internet for your convenience.

In addition, as we celebrate Christmas in July this month, our eyes will be fixed on the traditional Holiday symbols such as Santa, festive trees, twinkling lights, and ribbons and bows in red and green, to name a few. Red and green are the most popular Christmas colors of all. In Christianity, the colors red and green also carry symbolic meaning, with red representing the blood of Christ and green symbolizing eternal life and the evergreen tree.

The **Fat Quarter Exchange** fabric selection for July is "**Summer Fruits**" and "**Christmas Red and Green**" fabrics. So gather your "Fruits" and "Red and Green" fat quarters and then bring them to our July 9 guild meeting; and take a chance to win a bundle of these. Create your next stunning appliqué Summertime or Christmas quilt, using these delightful fabrics.

The *Guidelines for the Fat Quarter Exchange* are located on the Members Only section of our website.

Thanks so much and we'll see you this coming Wednesday with your "**Summer Fruits**" and "**Christmas Red and Green**" fabrics at our fat quarter table.

20th Anniversary No Frills Retreat

by Ritu Haldar

We are so thrilled to offer all of our beautiful members a wonderful **Feather Princesses 20th Anniversary No Frills Retreat**. We are rolling up our sleeves and making plans to celebrate appliqué to our hearts content.

FP 20th Anniversary No Frills Retreat

Springhill Suites – Tampa Suncoast Parkway

16615 Crosspointe Run

Land O'Lakes, Florida 34638

Friday, August 1, 2025, 9 a.m. – 9 p.m.

Saturday, August 2, 2025, 9 a.m. – 5 p.m.

Contact: Princess Ritu Haldar

Supplies to bring:

- Appliqué quilt projects
- Sewing machines (It would save space if you do not bring your machine!)
- Fabrics
- Tools
- Quilting supplies
- A yummy treat for the snack table. (Please note that you will be on your own for meals.)

The time for our exciting retreat to convene is getting close and we are completing the paper work, finalizing our plans, and ensuring that everything is in place. Last month at our June guild meeting, we distributed the *Emergency Contact Form* to each Princess who will attend the retreat and most of you completed the form and returned it to me at that meeting. If you did not get the opportunity to complete the form, please fill it out and turn it in to Princess **Dorothy Johnson** at our upcoming July 9 guild meeting.

Also, if you intend to stay overnight, please use this [link](#) to make your reservations. According to the Springhill Suites Director of Sales, you have 24 hours prior to check-in to cancel your individual room reservation to avoid a penalty fee.

Also, please remember: Our list of attendees is full, but we do have a wait list. If you have not already signed-up and later decide you want to attend the retreat, you may contact me, Princess **Ritu Haldar**, and request to add your name to the wait list.

If you have signed-up to attend the retreat, but then have to cancel, please contact me, so I can contact the next member on the wait list. If you have to cancel, the deadline to inform me of your cancellation is Monday, July 21, 2025. Please be sure to contact me and I will be happy to assist you.

We're eagerly looking forward to spending some quality APPLIQUE time together at our **No Frills Retreat**!

Pull Out Your Red and Green Fabrics

by Dorothy Johnson



Pull out your gorgeous red and green Christmas fabrics, because this month we will celebrate Christmas—Christmas in July, that is! This year we will have our festive **Christmas in July Celebration** at our exciting July 9 guild meeting. At that festive meeting, we will continue spreading joy and happiness, and we will have the drawing for our “**Christmas Cheer**” **Special**

Blocks, and one very fortunate Feather Princess will win the whimsical Holiday blocks to make a quilt.

In addition to the Special Block drawing, we will have a *Christmas Quilt Challenge*. But unlike other quilt challenges where you have to make a quilt or wallhanging, for this particular challenge you will not have to make anything. We simply ask you to bring any Christmas quilts and wallhangings that you made in the past and already have on hand. And at the celebration, we will display all of the quilts and wallhangings; and all of our Feather Princesses and guests who are present at the meeting will vote for their favorite pieces. A prize will be awarded to the maker of the most popular quilt and to the maker of the most popular wallhanging.

It's nice to have quilts to decorate our homes at all times of the year, but especially at Christmas time and during the Holiday season. Whether you put quilts on your beds to keep you warm or if you decorate a wall(s) in particular rooms in your home, Christmas quilts provide a warm and cozy atmosphere enjoyed by all.

So let's ensure that our **Christmas in July Celebration** emulates cheer, joy, and glad tidings by:

- Turning in your completed “**Christmas Cheer**” **Special Blocks**.
- Participating in the *Christmas Quilt Challenge*, by bringing your previously made gorgeous Christmas quilts and wallhangings to share.
- Preparing a special Holiday edible treat to bring and share.

Let's make this **Christmas in July Celebration** a festive, fun, and memorable occasion for all!

2025 Autumn Splendor Challenge

by Dorothy Johnson

Summer is here and Autumn is on its way! Paper mâché pumpkins are appearing on the store shelves each and every day! Rainy days are upon us and the temperatures are starting to soar. But do not despair because in just a few months, Autumn will knock at our door! School bells will ring, leaves will fall, and pumpkins will pop from the soil! The gorgeous Fall quilting fabrics will be ready to sing their Autumn song!



Sample of Autumn Vibes Applique Pattern
by Angie Padilla Quilt Designs

That means it really is time to buckle down and get serious about our upcoming **2025 Autumn Splendor Challenge!** October is coming fast! So "chop-chop" Feather Princesses. Let's get moving (or should we say "let's start stitching") our gorgeous Autumn-themed quilts and wallhangings, because in a few months our exciting **Autumn Splendor Challenge** will convene at our highly anticipated October 8 guild meeting. The radiant orange, gold, green, brown, and burgundy fabrics are calling our names. They're anxious to leap out of our fabric stashes and appear in our beautiful Autumn appliqué quilts. These fabrics are ready to play!

So over the next few months, be sure to set aside some special time to appliqué your stunning Autumn wallhangings and quilts. Get busy creating and finishing your unique wallhangings and quilts for the **2025 Autumn Splendor Challenge**. This year we hope to have a ton of gorgeous colorful and stunning quilt entries for you to see and rave about.

In the past, the winning entries captured impressive and strong Autumn themes and colors; and this year we welcome the same—your wallhangings and quilts that shout Autumn—school, leaves, pumpkins, harvest, football, Halloween, Columbus Day, Veteran's Day, Thanksgiving, etc. (No daisies, please!) The list goes on and on and the guidelines are:

There will be three categories for this challenge:

- **Quilt, Wallhanging, and Pumpkin Category.**

- **Quilt Category** – Each quilt entered must measure 60" x 60" or larger in size.
- **Wallhanging Category** – Each wallhanging entered must measure any size smaller than 60" x 60".
- **Pumpkin Category** – Each piece must contain an appliquéd pumpkin and it can be a quilt or a wallhanging that complies with the dimensions listed above.
- The maker of each quilt will determine the category her piece will be entered in.

Each quilt or wallhanging submitted in the challenge must contain a minimum of 60% appliqué in the design.

All edges of the fabric pieces on each quilt must be sewn down by machine or hand. No raw edges will be accepted in our challenges, contests, or shows.

To clarify, fused quilts with edges sewn with a machine stitch of any kind or with a hand blanket stitch are allowed.

Entries must be complete and must include machine or hand quilting, a binding, and a label.

Quilts and wallhangings displayed in our previous Feather Princesses Quilt Shows may be entered in this challenge.

Quilts previously entered in this challenge may be entered again, except those that received a prize in a previous **Autumn Splendor Challenge**.

The **deadline is our October 8, 2025 guild meeting**, where the challenge quilts and wallhangings must be displayed during the meeting.

Feather Princesses attending this meeting will vote for their favorite challenge entry in the quilt, wallhanging, and pumpkin categories.

Prizes will be awarded as follows:

- \$50 to the maker of the quilt that receives the most votes.
- \$25 to the maker of the wallhanging that receives the most votes.
- Special prize to the maker of the piece with an appliquéd pumpkin that receives the most votes.

We extend our very best wishes to each Feather Princesses member who completes an entry for the challenge, including adding the quilt label! We'll see you and your awesome **Autumn Splendor** quilts at our October 8 guild meeting!

July Community Service Project

by Mary Moody

Feather Princesses please remember that we are providing a tremendous and very worthwhile service to our communities. The local food banks, churches, and other support organizations are sincerely grateful for receiving our monthly cash and food donations, as they help feed the many hungry families in our areas. So, we thank you again for supporting our **Community Service Project**.

Do you know that food banks often experience lower donation levels during the Summer, making it a critical time to donate? Hunger relief organizations and food banks often rely on consistent donations to meet the needs of their communities this time of year. So, donating non-perishable items like canned fruits and vegetables fruits, protein sources, as well as pasta and rice, is a great way to contribute.

This month Princess **Cathy Kessler** will deliver our donations to: **Wesley United Methodist Church**, 6100 Memorial Highway, Tampa, Florida 33615.

Feather Princesses, we thank you again for expressing your love and helping to ensure that the less fortunate people in our communities do not go hungry. And now that school is out for the Summer, we express our sincere gratitude to you even more for bringing extra food items, to help feed our kids.

July Library Update

by Mary Ann Vathy

The month of July is here, the temperatures are sizzling, and it's way too hot to go outside. So it's time to stay inside and enjoy the cool crisp air conditioning, learn something new, get some creative ideas, or browse through some good quilt books.

At our upcoming July 9 Guild Meeting, we'll have more books for you to check out, so make sure to return any library books you already have. Also, bring a check in case you come across a special "red dot" book you want to borrow.

We still need "foster mothers" for our books, as we have about 12 more boxes to be adopted. If you can store a book box or two or three at your home, please let me know. We'd be grateful for your help.

The library database is almost done, so you'll soon be able to search for books by author, title, or type of quilts. I'll keep you posted and share an update with you at our exciting July 9 Guild Meeting.

Have FUN reading your quilt books this month!

Combo Club Quilt Group

by Melissa Labella

Making Combo quilts is sew much FUN! So if you like making stunning quilts that combine patchwork and appliqué, then our awesome **Combo Club Quilt Group** is for YOU! Join us on Wednesday, July 23, at 10 a.m., at the Jimmie B. Keel Regional Library, as we continue our exciting journey, making gorgeous pieced and appliquéd blocks referenced from the book, "Alice's Wonderland," by Alice Caroline.

Combo Club Quilt Group Meeting

Jimmie B. Keel Regional Library

2902 W. Bearss Avenue

Tampa, Florida 33618

(813) 273-3652 (library)

Wednesday, July 23, 2025

10 a.m. – 3 p.m.


Contact: Princess Melissa Labella

At this meeting, we will move on to "Flying Geese" blocks made "the Alice way," presenting blocks 41–48 plus two appliqué blocks of your choice.

Bring your completed blocks for Show N Tell and/or whatever quilt projects you are working on, enjoy some Quilty camaraderie, become inspired, and have a great time with us! The project you make will be yours to keep, so create a few of the blocks or all of them, make it monochromatic or from scraps. Do what makes you happy!

FYI, beginning next month in August, our **Combo Club Quilt Group** meeting will move to the third Thursday of the month. So mark your calendars now for Thursday, August 21.

If you have questions, feel free to contact me at any time; and I will be happy to assist you. Thanks so much and we'll see you on Wednesday, July 23!



Creative Appliqué Quilt Group

by Peggy Wattenbarger and Linda Woytisek

Gifted Feather Princesses, we welcome you to come and join us at our next inspirational **Creative Appliqué Quilt Group Meeting!** We've started our new group quilt, we're having so much fun, and we promise you will enjoy the meeting, learn new techniques, and have fun, too! So, mark your calendars now and make plans to join us.

Creative Appliqué Quilt Group Meeting

Jimmie B. Keel Regional Library

2902 W. Bearss Avenue

Tampa, Florida 33618

(813)273-3652

Monday, July 21, 2025

10 a.m. – 3 p.m.

Contacts: Princesses Peggy Wattenbarger, Linda Woytisek, Krystal Woytisek


We will work on the background for our stunning group quilt, using blue fabrics. So, if you have any more blue fabrics that might fit, we would love for you to bring them. You may also bring your individual flower pattern and fabrics, to continue working on your individual quilt block.

And please remember to bring these following supplies as well:

- Identi Pen
- Light box
- Ironing pad or surface, if you have one
- Tiny Iron
- Small paint brush (for painting with starch)
- Blue fabrics (light, medium, and dark)
- Fabric scraps for your flower

I will bring the liquid starch and containers.

Do not miss a minute of this phenomenal meeting! We will save a special seat at the table just for you!



Team Legacy - Baltimore Album Quilt Group

by Dorothy Johnson

(Excerpt taken from <https://www.google.com/search?>)

Lately, we're on a "Color Kick!" So, beautiful Feather Princesses, we welcome you to come, learn, and explore with us the topic of colors of fabrics used to create stunning Baltimore Album styled quilts, especially the different colors of the background fabrics. Baltimore album quilts traditionally feature a cream or white background. The blocks themselves incorporate a variety of primary colors, including red, green, and blue. Specific colors like "Turkey Red" (a deep red) and "Poison Green" are also commonly seen in these quilts. But, for this segment of the creative process, our focus will be on the background.

So, go to your stash, select your favorite colored background, and then give it a try. Stitch your Album quilt using a different colored fabric as the backdrop for your next smashing quilt.

Team Legacy - Baltimore Album Quilt Group Meeting

Jimmie B. Keel Regional Library

2902 W. Bearss Avenue

Tampa, Florida 33618

(813) 273-3652 (library)

Wednesday, July 16, 2025

10 a.m. – 3 p.m.

Contact: Princess Dorothy Johnson

We will also continue exploring the different styles of Baltimore Album quilts and their various design elements. And we will discuss the other kinds of Album quilts we would like to create in the future.


So, please bring your current Baltimore Album quilt projects, blocks, patterns, ideas, and more, and then become inspired and enjoy this time of discovery and fellowship with other Feather Princesses who enjoy making Album quilts as well.

And as always, remember to bring a jacket or sweater, your lunch, and a special quilting friend. It will be exciting, as we continue learning about Album quilts and how to make them.

"Tiara" Special Block

by Vici Miller

(Excerpt taken from <https://www.google.com/search?>)



We Feather Princesses absolutely LOVE wearing our tiaras. And as our guild's 20th Anniversary of fabulous appliqué approaches, we deem it appropriate and quite fitting to appliqué **"Tiara" Special Blocks**, as a symbol of our commitment, dedication, and love to this art form and to our appliqué quilt guild. So, if

you want to be a part of this very special anniversary activity and make a block, the **"Tiara" Special Block** kits are still available and there is still time for you to make it. If you have already completed your stunning **"Tiara" Special Block**, we congratulate you!

To ensure that your **"Tiara" Special Block** is uniquely yours, we are allowing you the opportunity to select the tiara pattern and fabrics of your choice from a variety that we are offering:

- Silver and white background fabric
- Gray, silver, or black metallic fabric for the tiara
- Colored jeweled tone fabrics for the stones in your tiara

If you prefer using a gray/silver/black metallic fabric or colored jeweled fabric from your personal fabric stashes, you may certainly use them instead. The main objective is to learn and have fun, as you create the stunning block.

Please remember:

- If you complete one **"Tiara" Special Block** and want to create another one using different fabrics and/or colors we have available, you may purchase another kit.
- At our fun-filled July 9 guild meeting, you may turn in your completed **"Tiara" Special Block** to me, Princess **Vici Miller**.
- If you are still creating your fabulous **"Tiara" block**, that's okay — take your time. Just be sure to finish it and turn it in to me by our August 13 Guild Meeting when the drawing will be held. The number of winners will be determined by the number of completed blocks turned in. And remember that you must turn in your completed block to be eligible for the drawing.

If you have any questions, please feel free to call me at (507) 581-3241 or send an email to vmlr7637@gmail.com. Thanks so much!

"Christmas Cheer" Special Block

by Maria Nunez

Charming Feather Princesses, the time is here! Joy, love, and laughter will fill our hearts this coming Wednesday as we celebrate "Christmas in July!" So, if you like celebrating the warmth of the Christmas Holiday season all year long, especially during the warm Summer months, then this celebration is for you. If you like going to your impressive fabric stashes and pulling out the luscious red and green fabrics, even though patriotic fabrics are front and center now, then this is for you. And if you still adore Santa and his reindeer while the sizzling temperatures top the thermometer at 95 degrees, then our **Christmas Special Block** is definitely for you.



Our splendid 2024 **"Christmas Cheer" Special Block** is oozing with Christmas cheer; and it allows us the opportunity to exercise our creative prowess, by appliquéing holiday delights that bring us joy—ornaments for the tree, cups of cocoa topped with marshmallows and other goodies, beautifully wrapped gifts, candy canes, and more.

So, if you purchased a kit, we hope you are having fun stitching this stunning block. Please be sure to follow the easy instructions included in the kit and please use the red plaid background fabric and the green, red, and white fabric squares provided, plus quality quilter's cotton fabrics from your personal stashes, to complete the block.

At our exciting July 9 guild meeting, please turn in your completed **"Christmas Cheer" Special Block** to me, Princess **Maria Nunez**, when the drawing will be held. The number of winners will be determined by the number of completed blocks turned in. Please remember that you must turn in your completed block, to be eligible for the drawing.

If you have any questions, you may contact me at mnunez7@tampabay.rr.com or (813) 468-3810. Thanks so much, and learn and have fun as you create your stunning **"Christmas Cheer" Special Block**!

20th Anniversary Celebration

by Dorothy Johnson, Ritu Haldar, and Michelle Barry

Happy 20th Anniversary Radiant Feather Princesses! Twenty (20) years of appliqué is no small feat. We've come a very long way, since our first guild meeting convened on Wednesday, August 10, 2005, at Jimmie B. Keel Regional Library. We've seen a lot, learned a lot, and done a lot. And with an impressive list of world renowned appliqué teachers who came and taught us over the years and with five very outstanding quilt shows under our belts, we've done very well. We accomplished our dreams and goals, achieved our guild's mission of mastering appliqué and competing at the national and international levels, operating in excellence with great courage, skill, and strength all along the way!

So, now it's time to party! Let's put on our glittering tiaras, give our needles a short break, and then come to our majestic **20th Anniversary Celebration!**

Wednesday, August 13, 2025

Springhill Suites Marriott Tampa Suncoast Parkway
16615 Crosspointe Run
Land O'Lakes, Florida 34638
11 a.m.

Sweet memories, precious recollections of appliqué fun, and heartfelt expressions of appreciation of course, will permeate the room. Tidings of good joy and happiness will seize the day! And there will be special surprises—and of course delightful prizes! We absolutely could not have a Feather Princesses party without the prizes! And let's not forget the "**Tiara**" **Special Block Drawing** and the highly anticipated "**Princess Feather**" **Quilt Challenge!** What a fabulous and impressive display of superb appliqué and quilting that will be!

Also there will be a truly delectable lunch catered by Chicken Salad Chick, consisting of a tasty array of chicken salad croissants. Iced tea, water, and delicious birthday cake will be provided by our guild. The cost per

person is \$9, payable by cash, check, debit/credit card. If you pay by check, please:

- Make your check payable to the Feather Princesses.
- Write "Anniversary Luncheon" on the Memo line of the check.

Also:

- You may pay to participate in the catered anniversary luncheon at our July 9 guild meeting. Please see our *Treasurer*, Princess **Michelle Barry** during the lunch break.
- If you attend the celebration on August 13, but decline to participate in the catered luncheon, you may bring your own lunch that day.
- **The deadline to pay to participate in the anniversary luncheon is Thursday, July 31, 2025.**
- Payments cannot be accepted on the day of the celebration, August 13, as we cannot revise the catering order at that time.
- If you would like to participate but you are unable to attend our July 9 guild meeting, you may mail your payment (check only, please) to our lovely *Treasurer*, so that she receives it by July 31:

Michelle Barry
1813 Staysail Drive
Valrico, Florida 33594

Feather Princesses, we welcome you to invite your friends to come and join in the celebration. We would be delighted for them to celebrate this auspicious occasion with us, and to participate in the anniversary luncheon as well, at the same price of \$9 per person.

Our **20th Anniversary Celebration** will be sensational, spectacular, and FUN, and we can hardly wait!

Now let's get back to our appliqué! We still have sew many quilts to make and sew much more to do! We'll see you and your glittering tiara on August 13.



"Princess Feather" Quilt Challenge

by Joanne Rodriguez

The clock is ticking, the Summer days are flying by at record speed, and we all are so busy, appliquéing of course, completing all of our appliqué quilt projects! So, let's keep in mind that in just one month we will celebrate the amazing 20th Anniversary of our Feather Princesses Appliqué Guild. And to commemorate 20 phenomenal years of appliqué here in our guild, we will have a **"Princess Feather" Quilt Challenge**, based on our guild's logo, the "Princess Feather" pattern.

The excitement has already begun, as we have been celebrating for a while, playing and having fun-filled activities and drawings each month. So stay tuned because we will continue observing our anniversary right up through August 13, culminating with the **"Princess Feather" Quilt Challenge!**

The challenge guidelines are:

- There will be three categories for this challenge:
 - **Quilt Category** – Each quilt must measure 60" x 60" or larger in size and must be quilted.
 - **Wallhanging Category** – Each quilt must measure a minimum of 24" wide and a maximum of 59" long and must be quilted.
 - **Quilt Block Category** – Each block must measure a minimum of 12" square and a maximum of 36" square, and it does not have to be quilted.
- The maker of each challenge entry will determine the category her piece will be entered in.
- Each quilt, wallhanging, or block entered in the challenge must contain:
 - a variation of the "Princess Feather" appliqué pattern
 - a minimum of 60% appliqué in the design
- Each quilt, wallhanging, or block entered in the challenge may be created based on any style of appliqué:

▪ Art	▪ Modern
▪ Album	▪ Scrap
▪ Combo	▪ Traditional
▪ Medallion	▪ Wool
- Each quilt, wallhanging, or block entered in the challenge may be made in any color (s).
- The edges of all fabric pattern pieces on each quilt, wallhanging, or block must be sewn down by machine or hand. No raw edges will be accepted.
- Fused quilts with edges sewn with a machine stitch of any kind or with a hand blanket stitch for example, are allowed.
- Challenge quilt and wallhanging entries must be complete and must include machine or hand quilting, a binding, and a label.
- Challenge quilt block entries must be complete and must include a paper label pinned to the back of the block.
- "Princess Feather" themed quilts and wallhangings displayed in our previous Feather Princesses Quilt Shows may be entered in this challenge.
- **The deadline is our Wednesday, August 13, 2025 guild meeting**, where the challenge quilts, wallhangings, and blocks must be displayed during the meeting.
- Feather Princesses members attending this meeting will vote on their favorite challenge entry in the quilt, wallhanging, and block categories.
- Prizes will be awarded as follows:
 - \$50 to the maker of the quilt that receives the most votes
 - \$25 to the maker of the wallhanging that receives the most votes
 - A quilt-related tool to the maker of the block that receives the most votes

We wish much success to each and every Feather Princesses member, as you compete in this challenge!



A Good Road Trip

by Dorothy Johnson

(Excerpt taken from <https://www.google.com/search?>)

It's Summertime—the season for travel, an opportunity to hit the road, the chance to see new faces and places, and to do new things! It's the season for road trips! A road trip is generally considered a long-distance journey made by car, often for leisure or vacation purposes, with multiple stops and destinations. It typically involves driving for several hours, potentially spanning multiple days or even weeks, and often includes overnight stays at different locations. The journey itself is often considered as important as the destination, with stops for sightseeing, activities, or simply enjoying the scenery along the way.



We Feather Princesses all certainly love a good road trip. And over the years, we have taken to the highway and enjoyed some very exciting and fun-filled trips along the way—to quilt shows and exhibits, quilt festivals, quilt shops, and more! Coming up this month, we have a very exciting road trip in store for you. And unlike the previous trips we made in a day or two, this trip will span the entire month of July, as we take to the road and travel to each and every one of our phenomenal quilt circles!

So fill up your tank, stuff our sewing bags to the brim with quilting goodies, pack your lunches, grab your umbrellas, pick up a Princess Pal, and let the fun begin as you follow these easy directions for this amazing road trip:

- On the 3rd Tuesday, enter the Regency Park Branch Library address into your GPS, and spend the day stitching cotton and wool appliqué quilt projects with Princesses **Barbara, Winnie, Dianna, and Mary**.
- On the 4th Tuesday, travel to the Jimmie B. Keel Regional Library, to sit and stitch with Princess **Cheryl**, get answers to your appliqué questions, and make progress on your stunning appliqué quilts.
- On the 4th Thursday, again mosey on over to the Jimmie B. Keel Regional Library, enjoy the sweet camaraderie with Princesses **Becky and Shirley**, and work on your beautiful appliqué blocks and quilt projects.
- And lastly on the 4th Friday, meet us at the Land O'Lakes Branch Library, have a grand time stitching cotton and wool appliqué quilt projects with Princesses **Cathleene and Karen**, as you create marvelous appliqué masterpieces!

Have a delightful time on this fascinating road trip! Be sure to rest and relax between the stops! We look forward to stitching with you at each and every destination during the month of July!

Sew Happy Sit and Stitch in Pasco Quilt Circle

Regency Park Branch Library
9701 Little Road

New Port Richey, Florida 34654
(727) 861-3049 (library)

Tuesday, July 15, 2025
10 a.m. – 2 p.m.

Contacts: Princesses Barbara Belcher,
Winnie Miale, and Dianna Shepard

Tuesday Sit & Stitch Quilt Circle

Jimmie B. Keel Regional Library
2902 W. Bearss Avenue
Tampa, Florida 33618

(813) 273-3652 (library)
Tuesday, July 22, 2025
10 a.m. – 2 p.m.

Contact: Princess Cheryl Haynes

Plum Creek Quilt Circle

Jimmie B. Keel Regional Library
2902 W. Bearss Avenue
Tampa, Florida 33618

(813) 273-3652 (library)
Thursday, July 24, 2025
10 a.m. – 3 p.m.

Contact: Princesses Becky Gammons
and Shirley Kasprzyk

Wooly Chicks Quilt Circle

Land O'Lakes Branch Library
2818 Collier Parkway

Land O' Lakes, Florida 34639
(813) 929-1214 (library)

Friday, July 25, 2025
10 a.m. – 2 p.m.

Contacts: Princesses Karen Conter
and Cathleene Tokish

Fast Food Fat Quarter Frenzy Shop Hop

by Dorothy Johnson

(Excerpts taken from The Florida Register - July - August 2025 and <https://www.floridaquiltnetwork.com/newsletters/news315.html>)

Fast Food Fat Quarter Frenzy Shop Hop

Central Florida Shop Hop

Friday, July 25 – Saturday, August 9, 2025

Each shop hopper will receive a "fast food" themed fat quarter at each shop!

PRIZES: \$75 and \$50 Shopping Sprees!

Participating Shops:

- **A Quilting Palette**, 732 S. US Highway 441, Lady Lake, Florida 32159; (352) 751-0405; aquiltingpalette@gmail.com
- **Nana's Quilt Shop**, 18851 Cortez Blvd., Brooksville, Florida 34601; (352) 796-0011; www.nanasquiltshop.com
- **Piece by Piece**, 6917 Round Lake Road, Mt. Dora, Florida 32757; (321) 398-2814; www.piecebypiecequilts.com
- **Sew-Mini Things**, 3820 N. Highway 19-A, Mt. Dora, Florida 32757; (352) 483-0082; www.sewminithings.com
- **The Sewing Studio at Lady Lake**, 918 Bichara Blvd., Lady Lake, Florida 32159; (352) 753-0219; www.sewing.net
- **The Sewing Studio Fabric Superstore**, 9605 U.S. Highway 17-92, Maitland, Florida 32751; (407) 831-6488; www.sewing.net

The guidelines are:

- Passports cost \$8 prior to the start of the Shop Hop, and \$10 during the Shop Hop.
- Only 1 passport per person.
- Passports are non-refundable.
- Participants must be 9 years old or older.
- Participant must be present to have their passport stamped.
- Participant must have stamp from ALL stores to be in Grand Prize Drawings.
- Winners have 30 days from the end of Shop Hop to claim prizes.

The Last Call

submitted by Dorothy Johnson

(Excerpt taken from <https://www.americanquilter.com/call-for-quilts?> and <https://www.quiltfest.com/register/celebrating-women-challenge/>)

This is the last call lovely Feather Princesses, as the submission period is here for you to enter the following exciting quilt challenges! Entering these phenomenal challenges is a grand opportunity for you—a tremendous chance for you to spread your wings and create masterpiece award-winning quilts. We support you and cheer you on to victory and phenomenal success as you create your patriotic and other artistic quilt interpretations—BECAUSE—you have the impeccable skills and talents to create stunning masterpiece quilts and become winners! You can do it!

2026 AQS Call for Quilts: Stars, Stripes & Stitches – "Celebrate the Stars and Stripes with Stitches" – Sponsored by Electric Quilt

Calling all quilters! The American Quilter's Society invites you to celebrate a historic milestone—America's 250th anniversary—with your quilting talent. Quilters of all skill levels are invited to submit their patriotic creations for the upcoming "Stars, Stripes, & Stitches Quilt Exhibit," a tribute to the American spirit, traveling to all of the 2026 AQS QuiltWeek shows.

2026 marks 250 years since the signing of the Declaration of Independence—a moment to honor the past, celebrate our nation's journey, and inspire future generations. Through the art of quilting, AQS is encouraging quilters of all styles and skill levels to create quilts that reflect the colors, pride, and heritage of the United States.

Be a part of this extraordinary showcase honoring 250 years of independence, creativity, and unity. Your quilt could be proudly displayed at AQS QuiltWeek, sharing the story of our nation through the artistry of quilting. The submission period is Friday, July 4, 2025 – Saturday, August 30, 2025.

For complete challenge guidelines and instructions, go to: <https://www.americanquilter.com/call-for-quilts?>

AQS Creativity Challenge – "America the Beautiful" – Sponsored by Wonderfil Specialty Threads – Share Your Vision of America's Spirit and Beauty Through Quilting

The American Quilter's Society invites quilters from around the globe to submit their artistic interpretations of America the Beautiful, capturing the beauty and diversity of our country's natural wonders and landmarks.

(Continued on page 16)

(The Last Call – continued from page 15)

Theme: "Nature's Beauty" – Stitch a tribute to celebrate the breathtaking landscapes, natural wonders, and iconic landmarks that make America truly magnificent: our spacious skies, amber waves of grain, purple mountain majesties, above the fruited plain, and sea to shining sea.

- **Examples of Natural Landscapes:** The Grand Canyon, Yosemite National Park, Redwood Forest, Niagara Falls, the Everglades, Kilauea Volcano, Denali National Park, Acadia National Park, the Great Lakes, the Rocky Mountains.
- **Examples of Iconic Landmarks:** Statue of Liberty, Washington Monument, Empire State Building, Space Needle, Gateway Arch, Golden Gate Bridge, and Liberty Bell.

Whether you live in the United States, have fond memories of your travels, or it's on your bucket list, we invite the world to celebrate America the Beautiful by honoring our nation's natural beauty through the art of quilting!

Anyone can enter a quilt by submitting an online entry form, with two digital images (one full view and one detail). The submission period: Friday, July 4, 2025 – Saturday, August 30, 2025.

For complete guidelines and instructions, go to: <https://www.americanquilter.com/creativity-challenge?>

A Special Exhibition Challenge – "Celebrating Women: A Quilter's Perspective" – Sponsored by Mancuso Show Management

The Mancuso Show Management is celebrating National Women's History Month, by announcing its inaugural juried quilt exhibit to premier at the upcoming quilt shows:

Pennsylvania National Quilt Extravaganza
September 11 – 14, 2025
Greater Philadelphia Expo Center
Oaks, Pennsylvania

Mid-Atlantic Quilt Festival
February 26 – March 1, 2026
Hampton Roads Convention Center
Hampton, Virginia

This challenge welcomes quilters to create quilts that honor the women who have made a great impact on their lives. The challenge quilts do not have to be pictorial quilts, so feel free to be creative.

IMPORTANT: Before starting your challenge entry, be sure to log in to your QuiltFest account or create a QuiltFest account.

The challenge timeline is:

- **Entry Deadline:** July 14, 2025
- **Notification of Jurors:** July 18, 2025
- **Ship Quilt to Arrive:** July 28 – August 11, 2025
- **Quilt Return:** Early March 2026

For complete challenge guidelines and instructions, go to: <https://www.quiltfest.com/register/celebrating-women-challenge/>

"Just The Way You Are"

by Beverly Abenante
(Excerpts taken from <https://www.google.com/search?>)

Memories, oh such sweet memories! Gorgeous Feather Princesses, this will take you back. Do you remember the popular song from a few years ago, "I Love You Just the Way You Are?" Over a span of years, it was recorded by well-known artists Billy Joel, Barry White, and Bruno Mars. The lyrics went something like this:

Don't go changing to try and please me
You never let me down before, mmm
Don't imagine you're too familiar
And I don't see you anymore....

"Just the Way You Are" is a song about unconditional love and acceptance, celebrating the entirety of a person, flaws and all. The song emphasizes that the singer loves his partner for who they are, without needing them to change or conform to expectations. It's a message of embracing someone's unique qualities and appreciating them for their authentic self.

With that said, we respectfully remind you beautiful Feather Princesses that we esteem and love you unconditionally, and that we don't want you to change. We love you just the way you are. BUT, if you have modified the style of your hair or if your facial appearance has significantly changed in some way, you may update your photo for inclusion in our upcoming 2025-2026 *Feather Princesses Membership Directory*. Just let me know if you want to do this—or not.

If you like your photo in our current directory, that's okay, we will include it in the new directory. But if you want to change it, be sure to see me at our awesome July 9 Guild Meeting, and I will be honored to take a new snapshot of you.

I look forward to seeing you and your big, bright, beautiful smile this coming Wednesday! And continue being the beautiful person that you are!